



Vertuz Development Ltd.
323 United Center Building 39th Room 3904 A
Silom Road, Silom Sub-district, Bangrak
Bangkok, 10500 Thailand
Email: info@infinitysamui.com

www.infinitysamui.com



SALES BROCHURE

INTRODUCTION



Surrounded by mainly beaches, Thailand's island of Koh Samui is blessed with the quiet and exquisite coastline of Bang Po.

This tranquil surrounding, removed from the more touristic area, meets all the requirements a most demanding resident can have. A stroke of palm trees and lush, year round green vegetation connects this hill side territory with a dazzling overall sea view.

This location is the select choice for INFINITY SAMUI.

PROPERTY DESCRIPTION

INFINITY SAMUI covers an area of 10 Rai (16,000 sqm) and consists of 67 apartment and penthouses, nestled in a peaceful landscape of palm trees and greenery.

The development INFINITY SAMUI is conceived as an enclosed, private domain with round the clock surveillance to maintain the utmost privacy and security. Hotel services are offered with facilities such as massage, spa, fitness, sauna, hammam, squash courts, baby sitting, car wash, room service, housekeeping, etc., The Santiburi golf course is only a short distance away from the development. The estate also offers private underground parking lots and offers the use of golf carts to guests. The main goal is to establish a top quality resort which will become the new benchmark for project development in Samui.

INFINITY SAMUI is fully completed and open.



LOCATION

Infinity Samui is a new luxury apartment and villa development situated on the beautiful Thai island of Koh Samui.

It enjoys amazing ocean views. The magical palm island of Koh Samui is located in the gulf of Thailand, 80 km off the coast of Suratthani and about 560 km south of Bangkok (or a 45 minute flight).

This island, Thailand’s third largest, measures 21 kilometres across at its widest point and 25 kilometres in total length. It is one of a group of 80 tropical islands, most of them deserted. A mountain ridge runs from east to west and most of the inland consists of forested hills. The rich hues of wild vegetation are dappled with the contrasting greenery of coconut palms and emerald paddy fields.

Infinity Samui is located in the area of Mae Nam / Bang Po, which is zoned for residential use only and well away from the crowds ensuring that the existing harmony between human and nature will be maintained. This is also reflected in the design of the development. At the same time, it is only 20 minutes away from Chaweng centre, 15 minutes from the hypermarket Tesco Lotus and 15 minutes from the airport.

| Flight times from samui. | |
|--------------------------|------------|
| Bangkok | 1 hour |
| Phuket | 50 minutes |
| hong Kong | 4 hours |
| Kuala lumpur (Malaysia) | 2 hours |
| Singapour | 2,5 hours |



EXTERIOR

Such a perfect location needed unique design to allow it to blend perfectly into the natural surroundings.

Infinity offers sober style in a resolutely contemporary setting, uniting beauty, comfort and quality. Thanks to its ideal setting within the landscape, an uninterrupted sea-view can be enjoyed by all, whilst maintaining individual privacy. Bright and spacious interiors, leading onto wide open terraces with private pools.

Quality materials, perfect finishes and modern touches... everything has been created to make your stay at Infinity an unforgettable experience.



Julie Peeters
Exterior Design



INTERIOR

The endurable lightness of life...

The sober and timeless design concept of the living areas in a soft and peaceful colour scheme is conducive to interesting conversations. Exclusive and exceptional use of materials with surprising accents absorbs the force of the surrounding and tangibly powerful natural environment.

It turns the living area into a luxurious, wayward and original biotope which strives to achieve individual well-being.... stylish living and relaxation in endurable lightness and a transparent atmosphere.

The blue glow of the powerful ocean seizes the 'individuality' and provides a blissful atmosphere for peace and relaxation, in an informal environment.



Kurt Wallaey
Interior Architect





LOUNGE BAR RESTAURANT

13

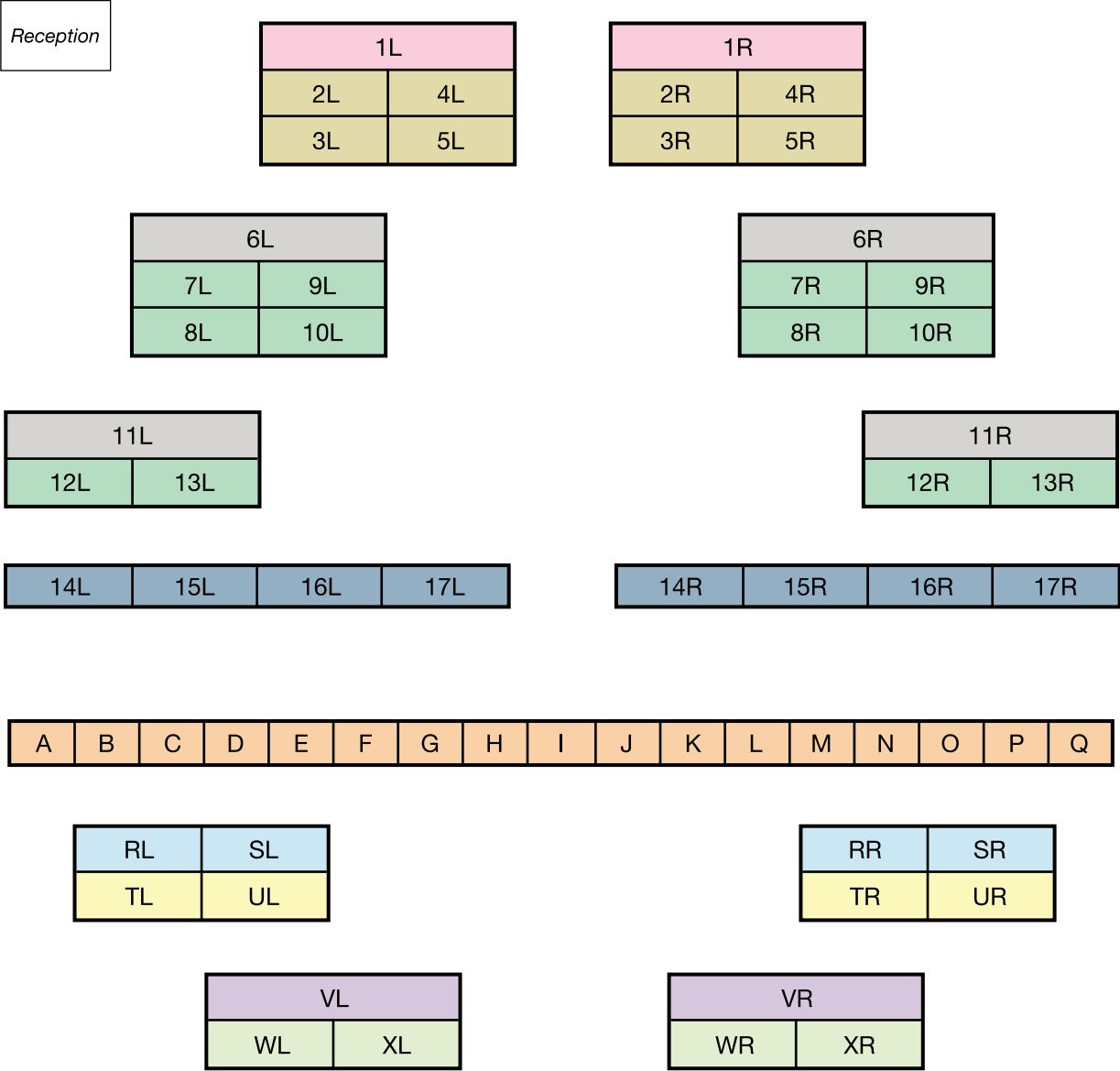
Enjoy the breathtaking sea view in the spacious lounge bar and restaurant which are exclusively reserved for guests.

GENERAL INFO

| TROPICAL | HOLIDAY OR INVESTMENT | DIVING | NEARBY | ACTIVITY | WATER SPORTS | THAI MASSAGE | FITNESS/ SQUASH |
|--|--|--|--|--|---|---|--|
|  |  |  |  |  |  |  |  |
| <p>Koh Samui is Thailand's third largest tropical island.</p> <p>White sandy beaches, permanent green vegetation with innumerable palm trees, concealed waterfalls and limestone rock formations turn this coconut island into a real paradise of unspoilt beauty.</p> | <p>Koh Samui is definitely the premier choice of discerning travelers and investors who want to enrich their lifestyle.</p> <p>A senior can enjoy an unconcerned, luxurious way of living, where as younger people will find a perfect balance of relaxation and activity.</p> | <p>Koh Samui has one of the best diving sites in SouthEast Asia.</p> <p>The water is rich in colorful corals and has an impressive fish fauna. Samui has a range of professional courses and offers many guided trips to some splendid dive sites.</p> | <p>In all its natural beauty and tranquillity however the INFINITY location is only a few minutes away from the commercial centre with shops, restaurants and all the hustle and bustle of the city.</p> <p>The airport is only 15 minutes away.</p> | <p>Whether you are young or senior, Koh Samui suits all tastes and ages.</p> <p>For the more sports-loving resident the Santiburi Samui Golf and Country Club is nearby and several fitness centres in the vicinity invite you to keep your body in shape.</p> | <p>Apart from diving and snorkelling in the water you can also enjoy many other water sports, or use your navigational skills and go boating.</p> <p>Maybe you can do some island hopping to Koh Samui's sister island Koh Phangan or other offshore islands.</p> | <p>When you are stressed or tired from shopping, a relaxing Thai massage will loosen up your body and mind.</p> <p>Because of the presence of many luxurious spa resorts -offering rejuvenating body treatments in total luxury and comfort- Koh Samui is known as the health centre of the region.</p> | <p>A state-of-the-art facility centre with massage, spa, sauna, hammam, fitness room, squash courts and game room will soothe your senses.</p> |

MASTERPLAN

- Sovereign Penthouse
- Imperial Penthouse
- Sovereign Suite
- Imperial Suite
- Executive Suite
- Sovereign Villa Penthouse
- Imperial Villa Penthouse
- Sovereign Garden Villa
- Imperial Garden Villa
- Executive Duplex Villa



Ocean view

PROFESSIONAL MANAGEMENT


Infinity Samui is professionally managed by the Phoenix Hotel Management Company, ensuring every highest standard of service is not only met but exceeded in all aspects.

Founded by Thierry Naidu, the management of Phoenix Hotel Management brings vast experience from some of the highest regarded hotels in the world such as La Chevre d'Or, Royal Mansour Marrakesh, Franklyn Hotels and Resorts, Stein Hotels and Resorts Europe, Grand Hotel Rodina in Sochi, and many other luxury resorts.

Under the guidance of the onsite general manager, the Infinity team ensures all guests receive the highest level of service 24 hours.



PHOENIX HOTEL MANAGEMENT COMPANY



IMPERIAL SUITE

208 sq.m. gross / 2 Bedrooms

The Imperial Suite features 2 bedrooms, each with adjoining bathroom and walk-in closet, a large living area and fully equipped kitchen. Some have a private pool. Others have direct access to the public pool.



IMPERIAL PENTHOUSE

323 sq.m. gross / 3 Bedrooms


The Imperial Penthouse with 3 bedrooms, each with walk-in closet and adjoining bathroom, features a spacious living area, fully equipped kitchen, a state-of-the-art home cinema and has 2 small and 2 large terraces with a private swimming pool. Each room enjoys a dazzling sea view.



EXECUTIVE SUITE

167 sq.m. gross / 1 Bedroom


The Executive Suite has one bedroom with adjoining bathroom and walk-in closet. It contains a huge living area with extra convertible sofa and a fully equipped kitchen. The spacious terrace gives access to a public swimming pool.



EXECUTIVE DUPLEX VILLA

151 sq.m. gross / 2 Bedrooms

The Executive Duplex villa with a total surface of 151 m2 features two bedrooms, each with adjoining bathroom and walk-in closet, a large living area and two terraces. The terrace on the ground floor gives access to a private swimming pool.



IMPERIAL VILLA PENTHOUSE

202 sq.m. gross / 2 Bedrooms

The Imperial Villa Penthouse consists of two bedrooms, each with adjoining bathroom and walk-in closet. It features a fully equipped kitchen and large dining room. The terrace gives access to a private swimming pool.



IMPERIAL GARDEN VILLA

240 sq.m. gross / 2 Bedrooms

The Imperial Garden Villa consists of two bedrooms, each with adjoining bathroom and walk-in closet. It features a fully equipped kitchen and large dining room. The terrace gives access to a private swimming pool.



SPECIFICATIONS

Substructure

| | |
|-------------------|---|
| Foundations : | Reinforced concrete pads & strip foundations |
| Ground slabs : | Reinforced concrete slab on plastic sheet |
| Retaining walls : | Concrete block wall 200thk reinforced & concrete filled |

Superstructure

| | |
|-------------------------|--|
| Building walls : | Concrete block wall 200thk reinforced & concrete filled |
| Columns : | Reinforced concrete columns |
| Suspended floor slabs : | Reinforced concrete suspended slab Reinforced concrete on precast planks |

Roof Concrete

| | |
|----------------------------|--|
| Roof Sheet metal Roofing : | Structural steel frame c/w metal roofing sheet |
| | Reinforced waterproof concrete suspended roof slab |
| | Canadian cedar shingles, fully insulated |

Externals

| | |
|-----------------|--|
| Swimming Pool : | Reinforced waterproof concrete |
| Water tanks : | Reinforced waterproof concrete |
| Roadways : | Reinforced concrete on compacted road base |

Floor Finishes

| | |
|----------------------------|---------------------------------------|
| Terrazzo internal floo r: | In situ cream terrazzo c/w alum strip |
| Sandwash external floor : | In situ cream sandwash |
| Ceramic tile 900 x 900 : | Ceramic tile non slip laid to falls |
| Hardwood decking 90 x 20 : | Fixed on Rad floor joists |

Wall Finishes

| | |
|----------------------------|--------------------------------------|
| External plaster & paint : | Sand cement render c/w acrylic paint |
| Internal plaster & paint : | Sand cement render c/w acrylic paint |
| Shower wall tiles : | Black slate 100 x 100 |
| External rockwall : | Local granite crazy paving |

Ceiling Finishes

| | |
|------------------------------------|--|
| Internal gypsum & paint : | Gypsum 10 mm on steel frame |
| Internal gypsum & paint wet area : | Waterproof gypsum 10 mm on steel frame |
| External cement sheet & paint: | Cement sheet 6 mm on rad frame |
| External plaster & paint : | Sand cement render c/w acrylic paint |

Doors & Windows

| | |
|----------------------------------|--|
| External terrace door & window : | PVC coated alum frame c/w glass |
| Door Hardware : | Mortise lockset key/thumbturn |
| Entrance door & bedroom door : | H/wood frame solid core timber veneer finish with polyurethane |
| | Mortise lockset c/w lever handle & thumbturn |
| Door Hardware : | |

Sanitaryware

| | |
|-----------------------|---|
| Water closet : | Floor mounted dual flush toilet |
| Lavatory : | Glass sandblasted 420 dia |
| Lavatory faucet : | Wall mixer c/w spout 190l |
| Shower mixer : | Wall mixer |
| Shower sliding rail : | Sliding rail c/w flexible & shower head |
| Shower rain head : | Rainhead 200 mm dia |
| Bathtub : | Elli |
| Bath mixer & spout : | Deck mixer c/w bath spout |

Pool Finishes

| | |
|---------------|--|
| Pool tile : | in situ white polished terrazzo finish |
| Pool coping : | Sandstone 600 x 300 |

Pipework

| | |
|------------------------------|------------------------|
| Cold water ext reticulation: | Hdpe pipe & fittings |
| Cold water int reticulation: | PVC pipe & fittings |
| Hot water int reticulation: | Copper pipe & fittings |
| Wastewater & vent: | PVC Pipe & fittings |

Waterheater

| | |
|-----------------------------|-------------------------|
| Instantaneous water heater: | Instant water heater |
| Storage water heater: | 75 litre storage heater |

Pumps & Filters

| | |
|-------------------------|---------------------------------|
| Cold water supply pump: | End suction centrifugal pumps |
| Coldwater filter: | Water carbon & manganese filter |
| Swimming pool pump: | End suction centrifugal pumps |
| Swimming pool filter : | Sand filter |

Wastewater Treatment

| | |
|--------------------------|--------------------------|
| Packaged treatment tank: | SATS 2 Tank System |
| Grease trap: | Grease trap: Grease trap |

Conduits

| | |
|------------------------------|--------------------------|
| Electrical ext reticulation: | Hdpe conduits & fittings |
| Electrical int reticulation: | PVC conduit & fittings |

Electrical Cables

| | |
|------------------------------|-----------|
| External main cable feeders: | NYY cable |
| Internal cable: | THW cable |
| External cable: | VCT cable |
| Telephone & data cable: | Cat 6 |
| Television cable: | RG 6 |

MDB & Load Centre

| |
|-------------------------|
| Main Distribution Board |
| Load Centre |

Switches & Outlets

| | |
|-----------------|---|
| Light switches: | One way switch M9001/M903/11P Two way switch M9003/M903/11P Dimmer 500w M9361/M903/11P Simplex outlet M9023T/M903/23P Duplex outlet M9025G/M903/30P Television outlet M9152D/M903/11P Telephone outlet M974AT5/M903/11P |
| Outlets: | |

Telephone and MATV systems

| | |
|------------|-------------------------------------|
| Telephone: | 2 telephone lines in each apartment |
| internet: | wireless internet |
| TV: | satellite TV channels |

Security system

| | |
|-----------|--------------------------|
| internal: | alarm sensors/guardhouse |
| external: | video security |

Ceiling Fans

| | |
|--------------|-----------------------|
| Ceiling fan: | Suspended 3 blade fan |
|--------------|-----------------------|

Airconditioners

| | |
|-----------------------|-----------------------------------|
| Fan coil & condenser: | Concealed fcu & exposed condenser |
| Thermostats: | Wall mounted |

Exhaust Fans

| | |
|----------------------|-------------------------------|
| Ceiling exhaust fan: | Concealed sirocco exhaust fan |
| Wall exhaust fan | |

TEAM

Developer / Sales

Vertuz Development Ltd.
323 United Center Building 39th Room 3904 A
Silom Road, Silom Sub-district, Bangrak
Bangkok, 10500 Thailand
Email: info@infinitysamui.com
www.infinitysamui.com

Resort Management Team

Phoenix Hotel Management Company
Rue du Barri
06360 Eze Village - Côte d'Azur
France
Tél. +33 4 92 10 66 66
Fax +33 4 93 41 06 72
info@phoenixhmc.com
www.phoenixhmc.com

Quantity Surveying

GES Solutions Co., Ltd
1035/22 Sukhumvit 71 Road
Klongton, Wattana, Bangkok 10110
Tel: (66) 2 713 2657/9
Fax: (66) 2 713 2658
www.ges-solutions.com

Structural & M/E Engineering

Connell Wagner Co Ltd.
9th Floor, Prime Building, 24 Sukhumvit 21 (Asoke)
Rd Klongtoey Nua, Waltana
Bangkok 10110
Thailand
Tel : (66) 2 260 4560
Fax : (66) 2 260 4570
www.conwag.com

Architect

Julie Peeters
Chemin du Cheval de Bois 2a
1380 Lasne
Belgium
Tel: (32) 2 633 34 90
Fax: (32) 2 633 34 90
www.juliepeeters.be

Interior Designer

World Interiors
Ruisseledesteenweg 15
8750 Wingene Belgium
Tel: (32) 51 65 82 60
Fax: (32) 51 65 82 61
www.worldinteriors.be

Maintenance and Management

Infinity Management Co., Ltd
Bang So Soi 4, Moo 6
Maenam, Koh Samui, SuraatThani
84330 Thailand

Main Contractor

IPS, International Project Services (Asia) Ltd.
1 Soi Kasem Panichakarn School, Sukhumvit 71 Road,
Klongton Nua, Wattana
Bangkok 10110
Tel: (66) 2391 2751
Fax: (66) 2713 2762

Banker

HSBC
HSBC Building, 968 Rama IV Road
Silom, Bangrak
Bangkok 10500
www.hsbc.com

Legal Consultants

Belmont & Limcharoen
23/30 Moo 4 Bophut Koh Samui
Suratthani 84320
Tel: (66) 0 7724 6185 7
Fax: (66) 0 7724 6188
www.belmontlimcharoen.com

Tax & Accounting Consultants

Mazars - Thailand
www.mazars.co.th

Property location

Bang So Soi 4, Moo 6
Maenam, Koh Samui, SuraatThani
84330 Thailand

DISCLAMER

Due care has been taken in preparing this information brochure. Please note however, that neither the developer nor its agent will be held responsible for any inaccuracy in the contents of this information. Whilst we believe the contents of this information to be correct and accurate at the time of printing, they are not to be regarded as a statement or a representation of fact. All information, specifications and plans herein contained may be subject to change from time to time as may be required by us and/or the competent authorities and do not form part of an offer or contract.

Please look at the pictures in this brochure and expect only more because they cannot express the space and soul of Infinity Samui.